



 **TaylorMade®**

CUSTOM COMPONENT OPTIONS

CUSTOM METALWOOD SHAFT OPTIONS



LAUNCH

		LOW	MID	MID-HIGH	HIGH	
HIGH					MCA BASSARA E42 (A) MCA BASSARA HYBRID E55 (A) TUNED 45 (L) FUJIKURA ATMOS ORANGE 5 HYBRID (A) PROJECT X EVENFLOW MAX CARRY 45 (S,R,A) PROJECT X EVENFLOW MAX CARRY FW 50 (S,R,A) UST RECOIL 460 ES HYBRID (S,R,A)	
	MID-HIGH			FUJIKURA ATMOS ORANGE 5 (R) FUJIKURA ATMOS ORANGE 5 FW (R) TAYLORMADE REAX JNR (JNR) FUJIKURA ATMOS ORANGE 7 HYBRID (S) KBS HYBRID 60 (A) KBS HYBRID 80 (X,S) 70 (R)	FUJIKURA ATMOS ORANGE 5 (A) FUJIKURA ATMOS ORANGE 5 FW (A) MCA BASSARA E42 (R) MCA BASSARA HYBRID E60 (R) UST PROFORCE V2 HL 5 (S,R,A) FUJIKURA ATMOS ORANGE HYBRID 6 (R) UST PROFORCE V2 HL HYBRID (S,R,A,L)	
		MID		ALDILA QUARANTA BLUE 40 (R,A,L) \$ ALDILA SYNERGY 50 (S,R) PROJECT X EVENFLOW BLUE 55 (S,R) ALDILA SYNERGY 60 (X,S) FUJIKURA ATMOS BLUE TOUR SPEC 6 (X,S) \$\$\$ FUJIKURA ATMOS ORANGE 6 FW (S) FUJIKURA ATMOS BLACK 6 (R) MCA TENSEI CK ORANGE 6 (R) PROJECT X EVENFLOW BLUE 65 (S,R) MCA TENSEI CK BLUE 60 (X,S,R) MCA TENSEI CK ORANGE 65 (R) FUJIKURA ATMOS BLUE TOUR SPEC 7 (X,S) \$\$\$ ALDILA ROGUE BLACK 85 HYBRID (S,R) KBS TOUR HYBRID PROTOTYPE 95 (X) 85 (S) FUJIKURA PRO 2.0 8 HYBRID (X) 7 (S) 6 (R) \$	FUJIKURA ATMOS ORANGE 5 (S) FUJIKURA PRO 2.0 5 (S,R) \$ FUJIKURA PRO 2.0 6 (S,R) \$ UST PROFORCE V2 HYBRID (X,S,R)	UST HELIUM 5 (S,R) 4 (A) \$
			MID-LOW	MCA TENSEI CK WHITE 60 (S) MCA TENSEI CK WHITE 70 (X)	FUJIKURA ATMOS ORANGE 6 FW (X) MCA KURO KAGE DC TINI 60 (X,S,R) UST PROFORCE V2 60 (S,R) GRAPHITE DESIGN AD DI 85 HYBRID (X,S) \$\$\$ UST PROFORCE V2 70 (X,S)	
LOW				ALDILA ROGUE SILVER 60 (X,S,R) FUJIKURA ATMOS BLACK TOUR SPEC 6 (X,S) \$\$\$ FUJIKURA PRO 2.0 TOUR SPEC 6 (X,S) \$\$ PROJECT X EVEN FLOW BLACK 65 (X,S) \$ FUJIKURA ATMOS BLACK 6 (X,S) PROJECT X HZRDUS BLACK 65 (6.5, 6.0) PROJECT X HZRDUS YELLOW 65 (6.5, 6.0) PROJECT X EVEN FLOW WHITE T1100 65 (X,S) \$ PROJECT X HZRDUS SMOKE 60 (X,S) MCA TENSEI PRO ORANGE 60 (X,S) \$\$\$ MCA TENSEI PRO WHITE 60 (X,S) \$\$\$ ALDILA ROGUE SILVER 70 (X,S,R) FUJIKURA ATMOS BLACK TOUR SPEC 7 (X,S) \$\$\$ FUJIKURA PRO 2.0 TOUR SPEC 7 (X,S) \$\$ FUJIKURA PRO 2.0 TOUR SPEC 8 (X,S) \$\$ PROJECT X EVEN FLOW BLACK 75 (X,S) \$ PROJECT X HZRDUS BLACK 75 (6.5, 6.0) PROJECT X HZRDUS YELLOW 75 (6.5, 6.0) PROJECT X HZRDUS SMOKE 70 (X,S) PROJECT X HZRDUS BLACK 85 HYBRID (6.5, 6.0) MCA TENSEI PRO WHITE 90 HYBRID (TX, S) \$ MCA TENSEI PRO ORANGE 70 (X,S) \$\$\$ MCA TENSEI PRO WHITE 70 (X,S) \$\$\$	ALDILA XTORSION 60 (S) 70 (X) ALDILA SYNERGY 60 (X,S,R) FUJIKURA ATMOS BLACK 6 (X) FUJIKURA ATMOS BLACK 6 (S) MCA TENSEI CK ORANGE 6 (X) MCA TENSEI CK ORANGE 6 (S) MCA TENSEI CK ORANGE 65 FW (S) MCA TENSEI CK ORANGE 75 FW (X) UST PROFORCE V2 80 (X,S)	GRAPHITE DESIGN TP 6 (X,S) \$\$\$ GRAPHITE DESIGN DI 7 (X,S) \$\$\$
				KEY		
				RETAIL UPCHARGE	SHAFT WEIGHT	
			\$ - \$50	• LIGHT (UNDER 60G)		
			\$\$ - \$150	• MID (60-70G)		
			\$\$\$ - \$250	• HEAVY (80G+)		
			\$\$\$\$ - \$400			

CUSTOM METALWOOD SHAFT OPTIONS



ALDILA



MODEL	FLEX	WEIGHT	TORQUE	TIP SIZE	LAUNCH	SPIN	UPCHARGE (RETAIL)
XTORSION COPPER 60	S	67g	4.2	0.335	Mid	Low	\$0
XTORSION COPPER 70	X	70g	3.3	0.335	Mid	Low	\$0



MODEL	FLEX	WEIGHT	TORQUE	TIP SIZE	LAUNCH	SPIN	UPCHARGE (RETAIL)
SYNERGY BLUE 50	S	60g	5.2	0.335	Mid	Low	\$0
SYNERGY BLUE 50	R	58g	5.2	0.335	Mid	Low	\$0
SYNERGY BLUE 60	X	70g	4.7	0.335	Mid	Low	\$0
SYNERGY BLUE 60	S	68g	4.7	0.335	Mid	Low	\$0



MODEL	FLEX	WEIGHT	TORQUE	TIP SIZE	LAUNCH	SPIN	UPCHARGE (RETAIL)
QUARANTA BLUE 40	R	45g	6.7	0.335	Mid	Mid	\$50.00
QUARANTA BLUE 40	A	44g	6.8	0.335	Mid	Mid	\$50.00
QUARANTA BLUE 40	L	43g	6.9	0.335	Mid	Mid	\$50.00



MODEL	FLEX	WEIGHT	TORQUE	TIP SIZE	LAUNCH	SPIN	UPCHARGE (RETAIL)
ROGUE SILVER 60	X	72g	3.1	0.335	Low	Low	\$0
ROGUE SILVER 60	S	69g	3.4	0.335	Low	Low	\$0
ROGUE SILVER 60	R	67g	3.8	0.335	Low	Low	\$0
ROGUE SILVER 70	X	78g	2.8	0.335	Low	Low	\$0
ROGUE SILVER 70	S	77g	3.1	0.335	Low	Low	\$0



MODEL	FLEX	WEIGHT	TORQUE	TIP SIZE	LAUNCH	SPIN	UPCHARGE (RETAIL)
ROGUE BLACK 85 HYBRID	S	86g	2.8	0.370	Mid	Mid	\$0
ROGUE BLACK 85 HYBRID	R	88g	3.1	0.370	Mid	Mid	\$0

CUSTOM METALWOOD SHAFT OPTIONS



FUJIKURA

FUJIKURA PRO 2.0 6-S Tour Spec							
MODEL	FLEX	WEIGHT	TORQUE	TIP SIZE	LAUNCH	SPIN	UPCHARGE (RETAIL)
PRO 2.0 TOUR SPEC 6	X	69g	3.0	0.335	Low	Low	\$150.00
PRO 2.0 TOUR SPEC 6	S	67g	3.0	0.335	Low	Low	\$150.00
PRO 2.0 TOUR SPEC 7	X	79g	2.9	0.335	Low	Low	\$150.00
PRO 2.0 TOUR SPEC 7	S	78.5g	2.9	0.335	Low	Low	\$150.00
PRO 2.0 TOUR SPEC 8	X	87g	2.7	0.335	Low	Low	\$150.00
PRO 2.0 TOUR SPEC 8	S	86.5g	2.7	0.335	Low	Low	\$150.00

FUJIKURA PRO 2.0 6-S							
MODEL	FLEX	WEIGHT	TORQUE	TIP SIZE	LAUNCH	SPIN	UPCHARGE (RETAIL)
PRO 2.0 5	S	57.5g	3.6	0.335	Mid-High	Mid	\$50.00
PRO 2.0 5	R	57.5g	3.7	0.335	Mid-High	Mid	\$50.00
PRO 2.0 6	S	67.5g	3.3	0.335	Mid-High	Mid	\$50.00
PRO 2.0 6	R	66.5g	3.5	0.335	Mid-High	Mid	\$50.00

FUJIKURA PRO 2.0 7-S HYBRID							
MODEL	FLEX	WEIGHT	TORQUE	TIP SIZE	LAUNCH	SPIN	UPCHARGE (RETAIL)
PRO 2.0 6 HYBRID	R	67g	3.5	0.370	Mid	Mid	\$50.00
PRO 2.0 7 HYBRID	S	77g	2.9	0.370	Mid	Mid	\$50.00
PRO 2.0 8 HYBRID	X	88g	2.5	0.370	Mid	Mid	\$50.00


ATMOS Tour Spec 6S Fujikura							
MODEL	FLEX	WEIGHT	TORQUE	TIP SIZE	LAUNCH	SPIN	UPCHARGE (RETAIL)
ATMOS BLUE TOUR SPEC 6	X	65g	3.5	0.335	Mid	Mid	\$250.00
ATMOS BLUE TOUR SPEC 6	S	64g	3.5	0.335	Mid	Mid	\$250.00
ATMOS BLUE TOUR SPEC 7	X	77g	3.1	0.335	Mid	Mid	\$250.00
ATMOS BLUE TOUR SPEC 7	S	74g	3.1	0.335	Mid	Mid	\$250.00

ATMOS Tour Spec 6S Fujikura							
MODEL	FLEX	WEIGHT	TORQUE	TIP SIZE	LAUNCH	SPIN	UPCHARGE (RETAIL)
ATMOS BLACK TOUR SPEC 6	X	69g	3.4	0.335	Low	Low	\$250.00
ATMOS BLACK TOUR SPEC 6	S	65g	3.4	0.335	Low	Low	\$250.00
ATMOS BLACK TOUR SPEC 7	X	76g	3.0	0.335	Low	Low	\$250.00
ATMOS BLACK TOUR SPEC 7	S	74g	3.0	0.335	Low	Low	\$250.00


CUSTOM METALWOOD SHAFT OPTIONS




FUJIKURA




MODEL	FLEX	WEIGHT	TORQUE	TIP SIZE	LAUNCH	SPIN	UPCHARGE (RETAIL)
ATMOS ORANGE 5	S	55g	5.1	0.335	Mid-High	Mid	\$0
ATMOS ORANGE 5	R	54g	5.2	0.335	Mid-High	Mid-high	\$0
ATMOS ORANGE 5	A	53g	5.4	0.335	High	Mid-High	\$0



MODEL	FLEX	WEIGHT	TORQUE	TIP SIZE	LAUNCH	SPIN	UPCHARGE (RETAIL)
ATMOS ORANGE 6 FW	X	66g	4.3	0.335	Mid	Mid-Low	\$0
ATMOS ORANGE 6 FW	S	63g	4.4	0.335	Mid	Mid	\$0
ATMOAS ORANGE 5 FW	R	57g	4.7	0.335	Mid-high	Mid-High	\$0
ATMOAS ORANGE 5 FW	A	56g	4.8	0.335	High	Mid-High	\$0



MODEL	FLEX	WEIGHT	TORQUE	TIP SIZE	LAUNCH	SPIN	UPCHARGE (RETAIL)
ATMOS ORANGE 7 RES	S	78g	2.9	0.370	Mid-High	Mid-High	\$0
ATMOS ORANGE 6 RES	R	68g	3.1	0.370	High	Mid-High	\$0
ATMOS ORANGE 5 RES	A	57g	3.3	0.370	High	High	\$0



MODEL	FLEX	WEIGHT	TORQUE	TIP SIZE	LAUNCH	SPIN	UPCHARGE (RETAIL)
ATMOS BLACK 6	X	67g	4.2	0.335	Low-Mid	Low	\$0
ATMOS BLACK 6	S	66g	4.2	0.335	Low-Mid	Low	\$0
ATMOS BLACK 6	R	65g	4.2	0.335	Mid	Mid	\$0

CUSTOM METALWOOD SHAFT OPTIONS



GRAPHITE DESIGN



MODEL	FLEX	WEIGHT	TORQUE	TIP SIZE	LAUNCH	SPIN	UPCHARGE (RETAIL)
TOUR AD IZ 4	R	47g	5.6	0.335	High	Mid-Low	\$250.00
TOUR AD IZ 4	A	46g	5.6	0.335	High	Mid-Low	\$250.00
TOUR AD IZ 6	X	65g	3.2	0.335	High	Low	\$250.00
TOUR AD IZ 6	S	63g	3.2	0.335	High	Low	\$250.00
TOUR AD IZ 7	X	74g	3.1	0.335	High	Low	\$250.00
TOUR AD IZ 7	S	72g	3.1	0.335	High	Low	\$250.00



MODEL	FLEX	WEIGHT	TORQUE	TIP SIZE	LAUNCH	SPIN	UPCHARGE (RETAIL)
TOUR AD TP 6	X	67g	3.2	0.335	Mid-High	Low	\$250.00
TOUR AD TP 6	S	65g	3.2	0.335	Mid-High	Low	\$250.00



MODEL	FLEX	WEIGHT	TORQUE	TIP SIZE	LAUNCH	SPIN	UPCHARGE (RETAIL)
TOUR AD DI 6	X	66.5g	3.3	0.335	High	Low	\$250.00
TOUR AD DI 6	S	65g	3.3	0.335	High	Low	\$250.00
TOUR AD DI 7	X	75g	3.1	0.335	Mid-High	Low	\$250.00
TOUR AD DI 7	S	73.5g	3.2	0.335	Mid-High	Low	\$250.00



MODEL	FLEX	WEIGHT	TORQUE	TIP SIZE	LAUNCH	SPIN	UPCHARGE (RETAIL)
TOUR AD DI 85 HYBRID	X	88g	2.4	0.370	Mid	Mid-Low	\$250.00
TOUR AD DI 85 HYBRID	S	88g	2.4	0.370	Mid	Mid-Low	\$250.00

CUSTOM METALWOOD SHAFT OPTIONS



KBS



MODEL	FLEX	WEIGHT	TORQUE	TIP SIZE	LAUNCH	SPIN	UPCHARGE (RETAIL)
TOUR HYBRID PROTOTYPE	X	95g	2.7	0.370	Mid	Mid	\$100.00
TOUR HYBRID PROTOTYPE	S	85g	3.0	0.370	Mid	Mid	\$100.00



MODEL	FLEX	WEIGHT	TORQUE	TIP SIZE	LAUNCH	SPIN	UPCHARGE (RETAIL)
KBS HYBRID 80	X	82g	2.1	0.370	Mid-High	Mid-High	\$0
KBS HYBRID 80	S	81g	2.3	0.370	Mid-High	Mid-High	\$0
KBS HYBRID 70	R	77g	2.3	0.370	Mid-High	Mid-High	\$0
KBS HYBRID 60	A	70g	2.7	0.370	Mid-High	Mid-High	\$0

MCA



MODEL	FLEX	WEIGHT	TORQUE	TIP SIZE	LAUNCH	SPIN	UPCHARGE (RETAIL)
TENSEI PRO ORANGE 60	X	67g	3.4	0.335	Low	Low	\$250.00
TENSEI PRO ORANGE 60	S	64g	3.5	0.335	Low	Low	\$250.00
TENSEI PRO ORANGE 70	X	73g	2.8	0.335	Low	Low	\$250.00
TENSEI PRO ORANGE 70	S	72g	2.9	0.335	Low	Low	\$250.00



MODEL	FLEX	WEIGHT	TORQUE	TIP SIZE	LAUNCH	SPIN	UPCHARGE (RETAIL)
TENSEI PRO WHITE 60	X	68g	3.9	0.335	Low	Low	\$250.00
TENSEI PRO WHITE 60	S	62g	3.9	0.335	Low	Low	\$250.00
TENSEI PRO WHITE 70	X	77g	3.2	0.335	Low	Low	\$250.00
TENSEI PRO WHITE 70	S	73g	3.3	0.335	Low	Low	\$250.00



MODEL	FLEX	WEIGHT	TORQUE	TIP SIZE	LAUNCH	SPIN	UPCHARGE (RETAIL)
TENSEI CK WHITE 70	X	80g	4.0	0.335	Low	Mid-Low	\$0
TENSEI CK WHITE 60	S	67g	4.4	0.335	Low	Mid-Low	\$0

CUSTOM METALWOOD SHAFT OPTIONS



MCA



MODEL	FLEX	WEIGHT	TORQUE	TIP SIZE	LAUNCH	SPIN	UPCHARGE (RETAIL)
TENSEI CK BLUE 60	X	70g	4.4	0.335	Mid	Mid	\$0
TENSEI CK BLUE 60	S	67g	4.5	0.335	Mid	Mid	\$0
TENSEI CK BLUE 60	R	64g	4.6	0.335	Mid	Mid	\$0



MODEL	FLEX	WEIGHT	TORQUE	TIP SIZE	LAUNCH	SPIN	UPCHARGE (RETAIL)
BASSARA E42	R	44g	6.7	0.335	High	Mid-High	\$0
BASSARA E42	A	43g	6.8	0.335	High	High	\$0



MODEL	FLEX	WEIGHT	TORQUE	TIP SIZE	LAUNCH	SPIN	UPCHARGE (RETAIL)
BASSARA E60 HYBRID	R	67g	5.6	0.370	High	Mid-High	\$0
BASSARA E55 HYBRID	A	63g	6.0	0.370	High	High	\$0



MODEL	FLEX	WEIGHT	TORQUE	TIP SIZE	LAUNCH	SPIN	UPCHARGE (RETAIL)
KURO KAGE DC TINI 60	X	68g	3.4	0.335	MID	MID-LOW	\$0
KURO KAGE DC TINI 60	S	66g	4.4	0.335	MID	MID-LOW	\$0
KURO KAGE DC TINI 60	R	63g	4.5	0.335	MID	MID-LOW	\$0


CUSTOM METALWOOD SHAFT OPTIONS



MCA



MODEL	FLEX	WEIGHT	TORQUE	TIP SIZE	LAUNCH	SPIN	UPCHARGE (RETAIL)
TENSEI PRO WHITE 90 HYBRID	X	94g	2.6	0.370	Low	Low	\$50.00
TENSEI PRO WHITE 90 HYBRID	S	89g	2.8	0.370	Low	Low	\$50.00



MODEL	FLEX	WEIGHT	TORQUE	TIP SIZE	LAUNCH	SPIN	UPCHARGE (RETAIL)
TENSEI CK ORANGE 6	X	69g	4.4	0.335	Mid	Low	\$0
TENSEI CK ORANGE 6	S	66g	4.4	0.335	Mid	Low	\$0
TENSEI CK ORANGE 6	R	66g	4.6	0.335	Mid	Mid	\$0
TENSEI CK ORANGE 75 FW	X	72g	4.5	0.335	Mid	Low	\$0
TENSEI CK ORANGE 65 FW	S	70g	4.5	0.335	Mid	Low	\$0
TENSEI CK ORANGE 65 FW	R	68g	4.6	0.335	Mid	Mid	\$0

PROJECT X



MODEL	FLEX	WEIGHT	TORQUE	TIP SIZE	LAUNCH	SPIN	UPCHARGE (RETAIL)
HZRDU BLACK 65	6.5 (X)	62g	3.2	0.335	Low	Low	\$0
HZRDU BLACK 65	6.0 (S)	62g	3.2	0.335	Low	Low	\$0
HZRDU BLACK 75	6.5 (X)	75g	2.9	0.335	Low	Low	\$0
HZRDU BLACK 75	6.0 (S)	75g	2.9	0.335	Low	Low	\$0



MODEL	FLEX	WEIGHT	TORQUE	TIP SIZE	LAUNCH	SPIN	UPCHARGE (RETAIL)
HZRDU BLACK 85 HYBRID	6.5 (X)	85g	2.5	0.370	Low	Low	\$0
HZRDU BLACK 85 HYBRID	6.0 (S)	85g	2.5	0.370	Low	Low	\$0



MODEL	FLEX	WEIGHT	TORQUE	TIP SIZE	LAUNCH	SPIN	UPCHARGE (RETAIL)
HZRDU YELLOW 65	6.5 (X)	63g	3.3	0.335	Low	Low	\$0
HZRDU YELLOW 65	6.0 (S)	63g	3.3	0.335	Low	Low	\$0
HZRDU YELLOW 75	6.5 (X)	76g	2.9	0.335	Low	Low	\$0
HZRDU YELLOW 75	6.0 (S)	76g	2.9	0.335	Low	Low	\$0

CUSTOM METALWOOD SHAFT OPTIONS



PROJECT X



MODEL	FLEX	WEIGHT	TORQUE	TIP SIZE	LAUNCH	SPIN	UPCHARGE (RETAIL)
HZRDU SMOKE 60	X	61g	3.5	0.335	Low	Low	\$0
HZRDU SMOKE 60	S	59g	3.5	0.335	Low	Low	\$0
HZRDU SMOKE 70	X	70g	3.5	0.335	Low	Low	\$0
HZRDU SMOKE 70	S	68g	3.5	0.335	Low	Low	\$0



MODEL	FLEX	WEIGHT	TORQUE	TIP SIZE	LAUNCH	SPIN	UPCHARGE (RETAIL)
EVENFLOW MAX 45	S	53g	5.6	0.335	High	High	\$0
EVENFLOW MAX 45	R	52g	5.6	0.335	High	High	\$0
EVENFLOW MAX 45	A	51g	5.6	0.335	High	High	\$0
EVENFLOW MAX 50	S	55g	4.5	0.335	High	High	\$0
EVENFLOW MAX 50	R	54g	4.5	0.335	High	High	\$0
EVENFLOW MAX 50	A	53g	4.5	0.335	High	High	\$0



MODEL	FLEX	WEIGHT	TORQUE	TIP SIZE	LAUNCH	SPIN	UPCHARGE (RETAIL)
EVENFLOW BLUE 55	6.0 (S)	59g	5.4	0.335	Mid	Mid	\$0
EVENFLOW BLUE 55	5.5 (R)	58g	5.4	0.335	Mid	Mid	\$0
EVENFLOW BLUE 55	5.0 (A)	55g	5.6	0.335	Mid	Mid	\$0
EVENFLOW BLUE 65	6.0 (S)	67g	3.7	0.335	Mid	Mid	\$0
EVENFLOW BLUE 65	5.5 (R)	65g	4.6	0.335	Mid	Mid	\$0



MODEL	FLEX	WEIGHT	TORQUE	TIP SIZE	LAUNCH	SPIN	UPCHARGE (RETAIL)
EVENFLOW BLACK 65	6.5 (X)	69g	3.2	0.335	Low	Low	\$50.00
EVENFLOW BLACK 65	6.0 (S)	67g	3.7	0.335	Low	Low	\$50.00
EVENFLOW BLACK 75	6.5 (X)	79g	2.8	0.335	Low	Low	\$50.00
EVENFLOW BLACK 75	6.0 (S)	75g	3.5	0.335	Low	Low	\$50.00



MODEL	FLEX	WEIGHT	TORQUE	TIP SIZE	LAUNCH	SPIN	UPCHARGE (RETAIL)
EVENFLOW WHITE T1100 65	6.5 (X)	68g	3.0	0.335	Low	Low	\$50.00
EVENFLOW WHITE T1100 65	6.0 (S)	67g	3.0	0.335	Low	Low	\$50.00

CUSTOM METALWOOD SHAFT OPTIONS



UST




MODEL	FLEX	WEIGHT	TORQUE	TIP SIZE	LAUNCH	SPIN	UPCHARGE (RETAIL)
PROFORCE V2 HL 5 F4	S	52g	4.2	0.335	High	Mid-High	\$0
PROFORCE V2 HL 5 F3	R	52g	4.2	0.335	High	Mid-High	\$0
PROFORCE V2 HL 5 F2	A	51g	4.5	0.335	High	Mid-High	\$0



MODEL	FLEX	WEIGHT	TORQUE	TIP SIZE	LAUNCH	SPIN	UPCHARGE (RETAIL)
PROFORCE V2 6 F4	S	66g	3.0	0.335	Mid	Mid-Low	\$0
PROFORCE V2 6 F3	R	65g	3.0	0.335	Mid	Mid-Low	\$0
PROFORCE V2 7 F5	X	76g	2.2	0.335	Mid	Low	\$0
PROFORCE V2 7 F4	S	76g	2.2	0.335	Mid	Low	\$0
PROFORCE V2 8	X	86g	1.8	0.335	Low-Mid	Low	\$0
PROFORCE V2 8	S	86g	1.8	0.335	Low-Mid	Low	\$0



MODEL	FLEX	WEIGHT	TORQUE	TIP SIZE	LAUNCH	SPIN	UPCHARGE (RETAIL)
PROFORCE V2 HYBRID F5	X	90g	3.2	0.370	Mid-High	Mid	\$0
PROFORCE V2 HYBRID F4	S	86g	3.2	0.370	Mid-High	Mid	\$0
PROFORCE V2 HYBRID F3	R	84g	3.2	0.370	Mid-High	Mid	\$0



MODEL	FLEX	WEIGHT	TORQUE	TIP SIZE	LAUNCH	SPIN	UPCHARGE (RETAIL)
PROFORCE V2 HL HYBRID F4	S	68g	4.6	0.370	High	Mid-High	\$0
PROFORCE V2 HL HYBRID F3	R	66g	4.7	0.370	High	Mid-High	\$0
PROFORCE V2 HL HYBRID F2	A	65g	4.8	0.370	High	Mid-High	\$0
PROFORCE V2 HL HYBRID F1	L	52g	4.1	0.370	High	Mid-High	\$0

CUSTOM METALWOOD SHAFT OPTIONS



UST



MODEL	FLEX	WEIGHT	TORQUE	TIP SIZE	LAUNCH	SPIN	UPCHARGE (RETAIL)
RECOIL 460 ES HYBRID F4	S	67g	4.6	0.370	High	High	\$0
RECOIL 460 ES HYBRID F3	R	64g	4.8	0.370	High	High	\$0
RECOIL 460 ES HYBRID F2	A	63g	4.8	0.370	High	High	\$0



MODEL	FLEX	WEIGHT	TORQUE	TIP SIZE	LAUNCH	SPIN	UPCHARGE (RETAIL)
SHM-HELIUM 4F2	A	55g	6.2		High	Mid	\$50.00
SHM-HELIUM 5F3	R	59g	5.5		High	Mid	\$50.00
SHM-HELIUM 5F4	S	59g	5.4		High	Mid	\$50.00

TAYLORMADE



MODEL	FLEX	WEIGHT	TORQUE	TIP SIZE	LAUNCH	SPIN	UPCHARGE (RETAIL)
TUNED 45	L	59.7g	3.1	0.335	High	High	\$0

CUSTOM IRON SHAFT OPTIONS



LAUNCH

		LOW	MID-LOW	MID	MID-HIGH	HIGH
HIGH						KBS 90 (S,R) PAR
						KBS HI-REV 120 / 115 WEDGE TAP
						KBS MAX 85 (S,R) PAR
						N.S PRO 950 (S,R) BOTH
						N.S PRO 840 (R) PAR
						DYNAMIC GOLD XP 100 (S300,R300) PAR
						ATMOS ORANGE 5 (A) PAR \$
						KBS TGI 60 (A) PAR \$\$ KURO KAGE WEDGE / LITE WEDGE \$\$ TAP UST RECOIL 460 ES (S,R,A) 450 ES (L) \$\$ PAR
MID-HIGH					ATMOS ORANGE 7 (S) \$ PAR	ATMOS ORANGE 6 (R) \$ PAR
					KBS TGI 70 (R) PAR \$\$	
					KBS TGI 80 (S) PAR \$\$	
MID	N.S PRO MODUS 115 WEDGE BLACK \$\$ TAP			KBS \$ TAPER LITE (X,S) TAP	KBS C TAPER LITE (X,R,S) TAP	KBS 580 JNR PAR
	STEELFIBER i95 (S,R) \$\$\$ BOTH			KBS TOUR FLT (X,S,R) TAP	STEELFIBER FC 90 (S,R) \$\$\$ TAP	PROJECT X LZ 95 (6.0,5.5) \$\$ PAR
				KBS TOUR (X,S) TAP / (R,S) PAR	UST RECOIL 760 SW (R,A) \$\$ TAP	
				KBS C TAPER 105 (X,S,R) PAR		
				N.S PRO MODUS 105 (S,R) BOTH		
				N.S PRO 840 (S) PAR		
				DYNAMIC GOLD 105 (X100,S300,R300) TAP		
				DYNAMIC GOLD 105 BLACK (X100,S300,R300) \$ TAP		
				KBS TGI 100 (S) \$\$ TAP		
				TENSEI ORANGE 80 (S) \$ PAR		
			TENSEI ORANGE 70 (R) \$ PAR			
			UST RECOIL 95 (S,R) \$\$\$ TAP			
			UST RECOIL 110 (S) \$\$\$ TAP			
			UST RECOIL 780 SW (S) \$\$ TAP			
MID-LOW	PROJECT X (6.5,6.0,5.5) BOTH	N.S PRO MODUS 120 (X,S) BOTH	N.S PRO MODUS 130 (X,S) TAP			
			PROJECT X LZ (6.5,6.0,5.5) \$\$ TAP			
LOW	KBS C TAPER (X,S) BOTH		KBS \$ TAPER BLACK (X,S) \$\$ TAP			
	DYNAMIC GOLD (X100,S300) BOTH					
	DYNAMIC GOLD TOUR ISSUE (X100,S300) \$\$ TAP					
	DYNAMIC GOLD WEDGE TAP					
	DYNAMIC GOLD 120 (X100,S300,R300) TAP					
	PROJECT X HZRDUS BLACK UDI ONLY (6.5,6.0) \$\$ TAP					
						KEY
		RETAIL UPCHARGE			SHAFT MATERIAL	HEAD COMPATIBILITY
		\$ - \$12.50			STEEL	PAR - M SERIES / GAPR
		\$\$ - \$25			GRAPHITE	TAP - P SERIES / WEDGE
		\$\$\$ - \$50				BOTH - ANY HEAD

CUSTOM IRON SHAFT OPTIONS



AEROTECH



MODEL	FLEX/SIZE	WEIGHT	TORQUE	TIP SIZE	HEAD COMPATIBILITY	LAUNCH	SPIN	UPCHARGE (RETAIL)
STEELFIBER i95	S	95g	2.4	0.370	M SERIES / GAPR	Low	Mid	\$50.00
STEELFIBER i95	R	95g	2.5	0.370	M SERIES / GAPR	Low	Mid	\$50.00
STEELFIBER i95	S	95g	2.4	0.355	P SERIES / WEDGE	Low	Mid	\$50.00
STEELFIBER i95	R	95g	2.5	0.355	P SERIES / WEDGE	Low	Mid	\$50.00



MODEL	FLEX/SIZE	WEIGHT	TORQUE	TIP SIZE	HEAD COMPATIBILITY	LAUNCH	SPIN	UPCHARGE (RETAIL)
STEELFIBER FC 90 F4	S	95g	2.9	0.355	P SERIES / WEDGE	Mid-High	Mid	\$50.00
STEELFIBER FC 90 F3	R	95g	3.1	0.355	P SERIES / WEDGE	Mid-High	Mid	\$50.00

FUJIKURA



MODEL	FLEX/SIZE	WEIGHT	TORQUE	TIP SIZE	HEAD COMPATIBILITY	LAUNCH	SPIN	UPCHARGE (RETAIL)
ATMOS ORANGE 7 S	S	78g	2.9	0.370	M SERIES / GAPR	Mid-High	Mid-High	\$12.50
ATMOS ORANGE 6 R	R	68g	3.1	0.370	M SERIES / GAPR	High	Mid-High	\$12.50
ATMOS ORANGE 5 A	A	57g	3.3	0.370	M SERIES / GAPR	High	High	\$12.50

KBS



MODEL	FLEX/SIZE	WEIGHT	TORQUE	TIP SIZE	HEAD COMPATIBILITY	LAUNCH	SPIN	UPCHARGE (RETAIL)
S TAPER-BLACK	X	130g	1.2	0.355	P SERIES / WEDGE	Mid	Low	\$25.00
S TAPER-BLACK	S	120g	1.3	0.355	P SERIES / WEDGE	Mid	Low	\$25.00



MODEL	FLEX/SIZE	WEIGHT	TORQUE	TIP SIZE	HEAD COMPATIBILITY	LAUNCH	SPIN	UPCHARGE (RETAIL)
S TAPER LITE-CHROME	X	105g	2.1	0.355	P SERIES / WEDGE	Mid	Low	\$0
S TAPER LITE-CHROME	S	100g	2.2	0.355	P SERIES / WEDGE	Mid	Low	\$0

CUSTOM IRON SHAFT OPTIONS



KBS



MODEL	FLEX/SIZE	WEIGHT	TORQUE	TIP SIZE	HEAD COMPATIBILITY	LAUNCH	SPIN	UPCHARGE (RETAIL)
TOUR FLT	X	130g	1.2	0.355	P SERIES / WEDGE	Mid	Mid	\$0
TOUR FLT	S	120g	1.3	0.355	P SERIES / WEDGE	Mid	Mid	\$0
TOUR FLT	R	110g	1.4	0.355	P SERIES / WEDGE	Mid	Mid	\$0



MODEL	FLEX/SIZE	WEIGHT	TORQUE	TIP SIZE	HEAD COMPATIBILITY	LAUNCH	SPIN	UPCHARGE (RETAIL)
TOUR	X	130g	1.2	0.355	P SERIES / WEDGE	Mid	Mid	\$0
TOUR	S	120g	1.3	0.355	P SERIES / WEDGE	Mid	Mid	\$0
TOUR	R	110g	1.5	0.355	P SERIES / WEDGE	Mid	Mid	\$0
TOUR	S	130g	1.2	0.370	M SERIES / GAPR	Mid	Mid	\$0



MODEL	FLEX/SIZE	WEIGHT	TORQUE	TIP SIZE	HEAD COMPATIBILITY	LAUNCH	SPIN	UPCHARGE (RETAIL)
90	S	95g	2.1	0.370	M SERIES / GAPR	High	High	\$0
90	R	95g	2.1	0.370	M SERIES / GAPR	High	High	\$0



MODEL	FLEX/SIZE	WEIGHT	TORQUE	TIP SIZE	HEAD COMPATIBILITY	LAUNCH	SPIN	UPCHARGE (RETAIL)
C-TAPER	X	130g	1.8	0.355	P SERIES / WEDGE	Low	Low	\$0
C-TAPER	S	120g	1.9	0.355	P SERIES / WEDGE	Low	Low	\$0
C-TAPER	X	130g	1.8	0.370	M SERIES / GAPR	Low	Low	\$0
C-TAPER	S	120g	1.9	0.370	M SERIES / GAPR	Low	Low	\$0



MODEL	FLEX/SIZE	WEIGHT	TORQUE	TIP SIZE	HEAD COMPATIBILITY	LAUNCH	SPIN	UPCHARGE (RETAIL)
C-TAPER LITE	X	115g	2.0	0.355	P SERIES / WEDGE	Mid-High	Mid	\$0
C-TAPER LITE	S	110g	2.1	0.355	P SERIES / WEDGE	Mid-High	Mid	\$0
C-TAPER LITE	R	105g	2.2	0.355	P SERIES / WEDGE	Mid-High	Mid	\$0



MODEL	FLEX/SIZE	WEIGHT	TORQUE	TIP SIZE	HEAD COMPATIBILITY	LAUNCH	SPIN	UPCHARGE (RETAIL)
C-TAPER 105	X	109g	1.9	0.370	M SERIES / GAPR	Mid	Mid	\$0
C-TAPER 105	S	105g	2.2	0.370	M SERIES / GAPR	Mid	Mid	\$0
C-TAPER 105	R	102g	2.3	0.370	M SERIES / GAPR	Mid	Mid	\$0

CUSTOM IRON SHAFT OPTIONS



KBS



MODEL	FLEX/SIZE	WEIGHT	TORQUE	TIP SIZE	HEAD COMPATIBILITY	LAUNCH	SPIN	UPCHARGE (RETAIL)
TGI 60	A	60g	4.5	0.370	M SERIES / GAPR	High	High	\$25.00
TGI 70	R	70g	3.5	0.370	M SERIES / GAPR	Mid-High	Mid-High	\$25.00
TGI 80	S	80g	3.5	0.370	M SERIES / GAPR	Mid-High	Mid-High	\$25.00
TGI 100	S	100g	2.2	0.355	P SERIES / WEDGE	Mid	Mid	\$25.00



MODEL	FLEX/SIZE	WEIGHT	TORQUE	TIP SIZE	HEAD COMPATIBILITY	LAUNCH	SPIN	UPCHARGE (RETAIL)
HI-REV 2.0 120 WEDGE	Wedge S	125g	1.5	0.355	WEDGE	High	High	\$0
HI-REV 2.0 115 WEDGE	Wedge R	115g	1.3	0.355	WEDGE	High	High	\$0



MODEL	FLEX/SIZE	WEIGHT	TORQUE	TIP SIZE	HEAD COMPATIBILITY	LAUNCH	SPIN	UPCHARGE (RETAIL)
MAX 85	S	108g	2.1	0.370	M SERIES / GAPR	High	High	\$0
MAX 85	R	108g	2.1	0.370	M SERIES / GAPR	High	High	\$0



MODEL	FLEX/SIZE	WEIGHT	TORQUE	TIP SIZE	HEAD COMPATIBILITY	LAUNCH	SPIN	UPCHARGE (RETAIL)
580 JNR	Jr	95g	3.0	0.370	M SERIES / GAPR	High	Mid	\$0

MCA



MODEL	FLEX/SIZE	WEIGHT	TORQUE	TIP SIZE	HEAD COMPATIBILITY	LAUNCH	SPIN	UPCHARGE (RETAIL)
KURO KAGE WEDGE	Wedge	70g	3.5	0.355	WEDGE	High	High	\$25.00
KURO KAGE WEDGE LITE	Wedge Lite	55g	4.5	0.355	WEDGE	High	High	\$25.00




MODEL	FLEX/SIZE	WEIGHT	TORQUE	TIP SIZE	HEAD COMPATIBILITY	LAUNCH	SPIN	UPCHARGE (RETAIL)
TENSEI CK ORANGE 80 S	S	82g	3.3	0.370	M SERIES / GAPR	Mid	Mid	\$12.50
TENSEI CK ORANGE 70 R	R	80g	3.3	0.370	M SERIES / GAPR	Mid	Mid	\$12.50


CUSTOM IRON SHAFT OPTIONS




NIPPON




MODEL	FLEX/SIZE	WEIGHT	TORQUE	TIP SIZE	HEAD COMPATIBILITY	LAUNCH	SPIN	UPCHARGE (RETAIL)
N.S PRO MODUS 130	X	129g	1.6	0.355	P SERIES / WEDGE	Mid	Mid-Low	\$0
N.S PRO MODUS 130	S	124g	1.7	0.355	P SERIES / WEDGE	Mid	Mid-Low	\$0




MODEL	FLEX/SIZE	WEIGHT	TORQUE	TIP SIZE	HEAD COMPATIBILITY	LAUNCH	SPIN	UPCHARGE (RETAIL)
N.S PRO MODUS 120	S	114g	1.7	0.370	M SERIES / GAPR	Mid-low	Mid-Low	\$0
N.S PRO MODUS 120	X	120g	1.6	0.355	P SERIES / WEDGE	Mid-low	Mid-Low	\$0
N.S PRO MODUS 120	S	114g	1.7	0.355	P SERIES / WEDGE	Mid-low	Mid-Low	\$0




MODEL	FLEX/SIZE	WEIGHT	TORQUE	TIP SIZE	HEAD COMPATIBILITY	LAUNCH	SPIN	UPCHARGE (RETAIL)
N.S PRO MODUS 105	S	106.5g	1.7	0.355	P SERIES / WEDGE	Mid	Mid	\$0
N.S PRO MODUS 105	R	103g	1.9	0.355	P SERIES / WEDGE	Mid	Mid	\$0
N.S PRO MODUS 105	S	106.5	1.7	0.370	M SERIES / GAPR	Mid	Mid	\$0
N.S PRO MODUS 105	R	103g	1.9	0.370	M SERIES / GAPR	Mid	Mid	\$0



MODEL	FLEX/SIZE	WEIGHT	TORQUE	TIP SIZE	HEAD COMPATIBILITY	LAUNCH	SPIN	UPCHARGE (RETAIL)
N.S PRO MODUS 115 WEDGE BLACK	Wedge	122g	1.5	0.355	WEDGE	Low	Mid	\$25.00



MODEL	FLEX/SIZE	WEIGHT	TORQUE	TIP SIZE	HEAD COMPATIBILITY	LAUNCH	SPIN	UPCHARGE (RETAIL)
N.S PRO 950	S	98g	2.0	0.355	P SERIES / WEDGE	High	High	\$0
N.S PRO 950	R	94.5g	2.3	0.355	P SERIES / WEDGE	High	High	\$0
N.S PRO 950	S	98g	2.0	0.370	M SERIES / GAPR	High	High	\$0
N.S PRO 950	R	94.5g	2.3	0.370	M SERIES / GAPR	High	High	\$0



MODEL	FLEX/SIZE	WEIGHT	TORQUE	TIP SIZE	HEAD COMPATIBILITY	LAUNCH	SPIN	UPCHARGE (RETAIL)
N.S PRO 840	S	84g	1.9	0.370	M SERIES / GAPR	Mid	Mid	\$0
N.S PRO 840	R	82g	2.1	0.370	M SERIES / GAPR	High	High	\$0

CUSTOM IRON SHAFT OPTIONS



PROJECT X



MODEL	FLEX/SIZE	WEIGHT	TORQUE	TIP SIZE	HEAD COMPATIBILITY	LAUNCH	SPIN	UPCHARGE (RETAIL)
PROJECT X LZ	X (6.5)	125g	1.3	0.355	P SERIES / WEDGE	Mid	Mid-Low	\$25.00
PROJECT X LZ	S (6.0)	120g	1.7	0.355	P SERIES / WEDGE	Mid	Mid-Low	\$25.00
PROJECT X LZ	R (5.5)	115g	2.1	0.355	P SERIES / WEDGE	Mid	Mid-Low	\$25.00



MODEL	FLEX/SIZE	WEIGHT	TORQUE	TIP SIZE	HEAD COMPATIBILITY	LAUNCH	SPIN	UPCHARGE (RETAIL)
PROJECT X LZ 95	S (6.0)	100g	1.6	0.370	M SERIES / GAPR	High	Mid	\$25.00
PROJECT X LZ 95	R (5.5)	100g	1.9	0.370	M SERIES / GAPR	High	Mid	\$25.00



MODEL	FLEX/SIZE	WEIGHT	TORQUE	TIP SIZE	HEAD COMPATIBILITY	LAUNCH	SPIN	UPCHARGE (RETAIL)
PROJECT X	X (6.5)	125g	1.2	0.355	P SERIES / WEDGE	Low	Mid-Low	\$0
PROJECT X	S (6.0)	120g	1.4	0.355	P SERIES / WEDGE	Low	Mid-Low	\$0
PROJECT X	R (5.5)	115g	2.0	0.355	P SERIES / WEDGE	Low	Mid-Low	\$0
PROJECT X	X (6.5)	125g	1.2	0.370	M SERIES / GAPR	Low	Mid-Low	\$0
PROJECT X	S (6.0)	120g	1.4	0.370	M SERIES / GAPR	Low	Mid-Low	\$0
PROJECT X	R (5.5)	115g	2.0	0.370	M SERIES / GAPR	Low	Mid-Low	\$0



MODEL	FLEX/SIZE	WEIGHT	TORQUE	TIP SIZE	HEAD COMPATIBILITY	LAUNCH	SPIN	UPCHARGE (RETAIL)
PROJECT X HZRDUUS BLACK (UDI ONLY)	6.5	85g	2.9	0.355	UDI	Low	Low	\$25.00
PROJECT X HZRDUUS BLACK (UDI ONLY)	6.0	85g	2.9	0.355	UDI	Low	Low	\$25.00

CUSTOM IRON SHAFT OPTIONS



TRUE TEMPER



MODEL	FLEX/SIZE	WEIGHT	TORQUE	TIP SIZE	HEAD COMPATIBILITY	LAUNCH	SPIN	UPCHARGE (RETAIL)
DYNAMIC GOLD	X100	130g	1.5	0.370	M SERIES / GAPR	Low	Low	\$0
DYNAMIC GOLD	S300	130g	1.8	0.370	M SERIES / GAPR	Low	Low	\$0
DYNAMIC GOLD	X100	130g	1.5	0.355	P SERIES / WEDGE	Low	Low	\$0
DYNAMIC GOLD	S300	130g	2.0	0.355	P SERIES / WEDGE	Low	Low	\$0



MODEL	FLEX/SIZE	WEIGHT	TORQUE	TIP SIZE	HEAD COMPATIBILITY	LAUNCH	SPIN	UPCHARGE (RETAIL)
DYNAMIC GOLD TOUR ISSUE	X100	130g	1.5	0.355	P SERIES / WEDGE	Low	Low	\$25.00
DYNAMIC GOLD TOUR ISSUE	S400	132g	1.6	0.355	P SERIES / WEDGE	Low	Low	\$25.00



MODEL	FLEX/SIZE	WEIGHT	TORQUE	TIP SIZE	HEAD COMPATIBILITY	LAUNCH	SPIN	UPCHARGE (RETAIL)
DYNAMIC GOLD WEDGE	WEDGE	130g	1.4	0.355	WEDGE	Low	Low	\$0



MODEL	FLEX/SIZE	WEIGHT	TORQUE	TIP SIZE	HEAD COMPATIBILITY	LAUNCH	SPIN	UPCHARGE (RETAIL)
DYNAMIC GOLD 120	X	120g	1.7	0.355	P SERIES / WEDGE	Low	Low	\$0
DYNAMIC GOLD 120	S	118g	1.7	0.355	P SERIES / WEDGE	Low	Low	\$0



MODEL	FLEX/SIZE	WEIGHT	TORQUE	TIP SIZE	HEAD COMPATIBILITY	LAUNCH	SPIN	UPCHARGE (RETAIL)
DYNAMIC GOLD 105	X	105g	1.9	0.355	P SERIES / WEDGE	Mid	Mid	\$0
DYNAMIC GOLD 105	S	103g	2.0	0.355	P SERIES / WEDGE	Mid	Mid	\$0
DYNAMIC GOLD 105	R	101g	2.1	0.355	P SERIES / WEDGE	Mid	Mid	\$0



MODEL	FLEX/SIZE	WEIGHT	TORQUE	TIP SIZE	HEAD COMPATIBILITY	LAUNCH	SPIN	UPCHARGE (RETAIL)
DYNAMIC GOLD 105 BLACK	X	105g	1.9	0.355	P SERIES / WEDGE	Mid	Mid	\$12.50
DYNAMIC GOLD 105 BLACK	S	103g	2.0	0.355	P SERIES / WEDGE	Mid	Mid	\$12.50
DYNAMIC GOLD 105 BLACK	R	101g	2.1	0.355	P SERIES / WEDGE	Mid	Mid	\$12.50



MODEL	FLEX/SIZE	WEIGHT	TORQUE	TIP SIZE	HEAD COMPATIBILITY	LAUNCH	SPIN	UPCHARGE (RETAIL)
XP 100	S	107g	2.0	0.370	M SERIES / GAPR	High	High	\$0
XP 100	R	105g	2.1	0.370	M SERIES / GAPR	High	High	\$0

CUSTOM IRON SHAFT OPTIONS



UST



MODEL	FLEX/SIZE	WEIGHT	TORQUE	TIP SIZE	HEAD COMPATIBILITY	LAUNCH	SPIN	UPCHARGE (RETAIL)
RECOIL 95 F4	S	95g	3.1	0.355	P SERIES / WEDGE	Mid	Mid	\$50.00
RECOIL 95 F3	R	95g	3.1	0.355	P SERIES / WEDGE	Mid	Mid	\$50.00



MODEL	FLEX/SIZE	WEIGHT	TORQUE	TIP SIZE	HEAD COMPATIBILITY	LAUNCH	SPIN	UPCHARGE (RETAIL)
RECOIL 110 F4	S	109g	3.1	0.355	P SERIES / WEDGE	Mid	Mid	\$50.00



MODEL	FLEX/SIZE	WEIGHT	TORQUE	TIP SIZE	HEAD COMPATIBILITY	LAUNCH	SPIN	UPCHARGE (RETAIL)
RECOIL 460 ES F4	S	67g	4.6	0.370	M SERIES / GAPR	High	High	\$25.00
RECOIL 460 ES F3	R	64g	4.8	0.370	M SERIES / GAPR	High	High	\$25.00
RECOIL 460 ES F2	A	63g	4.8	0.370	M SERIES / GAPR	High	High	\$25.00
RECOIL 450 ES F1	L	51g	4.0	0.370	M SERIES / GAPR	High	High	\$25.00



MODEL	FLEX/SIZE	WEIGHT	TORQUE	TIP SIZE	HEAD COMPATIBILITY	LAUNCH	SPIN	UPCHARGE (RETAIL)
RECOIL 780 SW F4	S	86g	3.5	0.355	P SERIES / WEDGE	Mid	Mid	\$25.00
RECOIL 760 SW F3	R	70g	4.1	0.355	P SERIES / WEDGE	Mid-High	Mid	\$25.00
RECOIL 760 SW F2	A	68g	4.1	0.355	P SERIES / WEDGE	Mid-High	Mid	\$25.00

TAYLORMADE



MODEL	FLEX/SIZE	WEIGHT	TORQUE	TIP SIZE	HEAD COMPATIBILITY	LAUNCH	SPIN	UPCHARGE (RETAIL)
TUNED 45	L	59.7g	3.1	0.370	M SERIES / GAPR	High	High	\$12.50

CLUB GRIPS



GOLF PRIDE



MODEL	COLOR	SIZE	WEIGHT	TYPE	BUTT SIZE	FEEL	LOGO	UPCHARGE (RETAIL)
TOUR VELVET	BLACK	STANDARD	51.5g	ROUND	0.580	TEXTURED	TAYLORMADE	\$5
	BLACK	STANDARD	51.5g	REMINDER	0.580	TEXTURED	GOLF PRIDE	\$5
	BLACK	UNDERSIZE	45g	ROUND	0.620	TEXTURED	GOLF PRIDE	\$5
	BLACK	MID-SIZE	53.5g	ROUND	0.600	TEXTURED	GOLF PRIDE	\$5



MODEL	COLOR	SIZE	WEIGHT	TYPE	BUTT SIZE	FEEL	LOGO	UPCHARGE (RETAIL)
TOUR VELVET 360	GREY / RED	STANDARD	50g	ROUND	0.580	TEXTURED	GOLF PRIDE	\$0
	GREY / BLACK	STANDARD	50g	ROUND	0.580	TEXTURED	GOLF PRIDE	\$0
	BLACK / ORANGE (P790 BLK)	STANDARD	50g	ROUND	0.580	TEXTURED	GOLF PRIDE	\$0
	BLACK / TEL (GAPR)	STANDARD	50g	ROUND	0.580	TEXTURED	GOLF PRIDE	\$0
	BURGUNDY (HI TOE)	STANDARD	50g	ROUND	0.580	TEXTURED	GOLF PRIDE	\$0
	BLACK / BLOOD ORANGE (M5 IRON)	STANDARD	52g	ROUND	0.580	TEXTURED	GOLF PRIDE	\$0



MODEL	COLOR	SIZE	WEIGHT	TYPE	BUTT SIZE	FEEL	LOGO	UPCHARGE (RETAIL)
TOUR VELVET CORD	BLACK	STANDARD	52.5g	ROUND	0.580	CORD	GOLF PRIDE	\$10
	BLACK	STANDARD	52.5g	REMINDER	0.580	CORD	GOLF PRIDE	\$10



MODEL	COLOR	SIZE	WEIGHT	TYPE	BUTT SIZE	FEEL	LOGO	UPCHARGE (RETAIL)
TOUR WRAP 2G	BLACK	STANDARD	55g	ROUND	0.600	WRAP	GOLF PRIDE	\$6
	BLACK	MID-SIZE	58g	ROUND	0.600	WRAP	GOLF PRIDE	\$6
	BLACK	JUMBO	73g	ROUND	0.600	WRAP	GOLF PRIDE	\$6
	WHITE	STANDARD	55g	ROUND	0.600	WRAP	GOLF PRIDE	\$6



MODEL	COLOR	SIZE	WEIGHT	TYPE	BUTT SIZE	FEEL	LOGO	UPCHARGE (RETAIL)
MCC	RED / BLACK	STANDARD	46.5g	ROUND	0.600	CORD / TEXTURED	GOLF PRIDE	\$10
	RED / BLACK	MID-SIZE	59g	ROUND	0.600	CORD / TEXTURED	GOLF PRIDE	\$10
	WHITE / BLACK	STANDARD	46.5g	ROUND	0.600	CORD / TEXTURED	GOLF PRIDE	\$10
	GREY / ORANGE (M5 MW)	STANDARD	51g	ROUND	0.600	CORD / TEXTURED	GOLF PRIDE	\$0 / \$10

CLUB GRIPS



GOLF PRIDE



MODEL	COLOR	SIZE	WEIGHT	TYPE	BUTT SIZE	FEEL	LOGO	UPCHARGE (RETAIL)
CP2 PRO	BLACK / RED	STANDARD	50g	ROUND	0.600	TEXTURED	GOLF PRIDE	\$8
	BLACK / RED	MID-SIZE	63.5g	ROUND	0.600	TEXTURED	GOLF PRIDE	\$8



MODEL	COLOR	SIZE	WEIGHT	TYPE	BUTT SIZE	FEEL	LOGO	UPCHARGE (RETAIL)
CP2 WRAP	BLACK / BLUE	STANDARD	50g	ROUND	0.600	WRAP	GOLF PRIDE	\$8
	BLACK / BLUE	MID-SIZE	63.5g	ROUND	0.600	WRAP	GOLF PRIDE	\$8



MODEL	COLOR	SIZE	WEIGHT	TYPE	BUTT SIZE	FEEL	LOGO	UPCHARGE (RETAIL)
MCC PLUS4	GREY / BLUE	STANDARD	52g	ROUND	0.600	CORD / TEXTURED	GOLF PRIDE	\$11
	GREY / RED	STANDARD	52g	ROUND	0.600	CORD / TEXTURED	GOLF PRIDE	\$11
	GREY / BLACK	STANDARD	52g	ROUND	0.600	CORD / TEXTURED	GOLF PRIDE	\$11
	GREY / BLACK	MID-SIZE	66g	ROUND	0.600	CORD / TEXTURED	GOLF PRIDE	\$11



MODEL	COLOR	SIZE	WEIGHT	TYPE	BUTT SIZE	FEEL	LOGO	UPCHARGE (RETAIL)
Z-GRIP	WHITE / BLACK	STANDARD	50.5g	ROUND	0.600	CORD	GOLF PRIDE	\$10
	WHITE / BLACK	MID-SIZE	57.5g	ROUND	0.600	CORD	GOLF PRIDE	\$10



MODEL	COLOR	SIZE	WEIGHT	TYPE	BUTT SIZE	FEEL	LOGO	UPCHARGE (RETAIL)
TOUR VELVET ALIGN	BLACK	STANDARD	52g	REMINDER	0.600	TEXTURED	GOLF PRIDE	\$9



MODEL	COLOR	SIZE	WEIGHT	TYPE	BUTT SIZE	FEEL	LOGO	UPCHARGE (RETAIL)
MCC ALIGN	BLACK / WHITE	STANDARD	51g	REMINDER	0.600	CORD / TEXTURED	GOLF PRIDE	\$11



MODEL	COLOR	SIZE	WEIGHT	TYPE	BUTT SIZE	FEEL	LOGO	UPCHARGE (RETAIL)
MCC PLUS4 ALIGN	BLACK / GREY	STANDARD	53g	REMINDER	0.600	CORD / TEXTURED	GOLF PRIDE	\$11
	BLACK / GREY	MID-SIZE	67g	REMINDER	0.600	CORD / TEXTURED	GOLF PRIDE	\$11

CLUB GRIPS



LAMKIN



MODEL	COLOR	SIZE	WEIGHT	TYPE	BUTT SIZE	FEEL	LOGO	UPCHARGE (RETAIL)
CROSSLINE	BLACK / WHITE	STANDARD	50g	ROUND	0.580	TEXTURED	TAYLORMADE	\$5
	BLACK / WHITE	MID-SIZE	62g	ROUND	0.580	TEXTURED	TAYLORMADE	\$5
	BLACK / WHITE	JUMBO	76g	ROUND	0.580	TEXTURED	TAYLORMADE	\$5



MODEL	COLOR	SIZE	WEIGHT	TYPE	BUTT SIZE	FEEL	LOGO	UPCHARGE (RETAIL)
SONAR PLUS	BLACK / BLUE	STANDARD	53g	ROUND	0.600	TEXTURED / SOFT	LAMKIN	\$9
	BLACK / BLUE	MID-SIZE	57g	ROUND	0.600	TEXTURED / SOFT	LAMKIN	\$9



MODEL	COLOR	SIZE	WEIGHT	TYPE	BUTT SIZE	FEEL	LOGO	UPCHARGE (RETAIL)
PLAYERS CORD	BLACK / WHITE	STANDARD	53g	ROUND	0.600	CORD	LAMKIN	\$9



MODEL	COLOR	SIZE	WEIGHT	TYPE	BUTT SIZE	FEEL	LOGO	UPCHARGE (RETAIL)
TSI	BLACK / RED	STANDARD	53g	ROUND	0.600	TEXTURED	LAMKIN	\$10



MODEL	COLOR	SIZE	WEIGHT	TYPE	BUTT SIZE	FEEL	LOGO	UPCHARGE (RETAIL)
UTX	BLACK / GREY	STANDARD	52g	ROUND	0.580 / 0.600	CORD OR TEXTURED	TAYLORMADE	\$0



MODEL	COLOR	SIZE	WEIGHT	TYPE	BUTT SIZE	FEEL	LOGO	UPCHARGE (RETAIL)
Z5	BLACK / GREY	STANDARD	50g	ROUND	0.580	CORD	TAYLORMADE	\$8
	NEON BLUE / GREEN	STANDARD	50g	ROUND	0.580	CORD	LAMKIN	\$8
	RED / WHITE	STANDARD	50g	ROUND	0.580	CORD	LAMKIN	\$8
	GREEN / WHITE / YELLOW	STANDARD	50g	ROUND	0.580	CORD	LAMKIN	\$8

CLUB GRIPS



WINN



MODEL	COLOR	SIZE	WEIGHT	TYPE	BUTT SIZE	FEEL	LOGO	UPCHARGE (RETAIL)
DRI-TAC	BLACK / RED	STANDARD	48g	ROUND	0.600	WRAP / SOFT	WINN	\$7
	BLACK / BLUE	MIDSIZE	49g	ROUND	0.600	WRAP / SOFT	WINN	\$7

TAYLORMADE



MODEL	COLOR	SIZE	WEIGHT	TYPE	BUTT SIZE	FEEL	LOGO	UPCHARGE (RETAIL)
TM 360 JUNIOR	RED	STANDARD (JR)	41g	ROUND	0.590	TEXTURED	TAYLORMADE	\$0



MODEL	COLOR	SIZE	WEIGHT	TYPE	BUTT SIZE	FEEL	LOGO	UPCHARGE (RETAIL)
TM DUAL FEEL (M6 DRIVER)	BLACK / BLOOD ORANGE	STANDARD	47g	ROUND	0.600 / 0.620	TEXTURED	TAYLORMADE	\$0
TM DUAL FEEL (M6 RESCUE & IRON)	BLACK / BLOOD ORANGE	STANDARD	47g	REMINDER	0.600	TEXTURED	TAYLORMADE	\$0
TM DUAL FEEL WOMENS	GREY / WHITE	LADIES	43g	ROUND	0.580	SOFT	TAYLORMADE	\$0

IOMIC



MODEL	COLOR	SIZE	WEIGHT	TYPE	BUTT SIZE	FEEL	LOGO	UPCHARGE (RETAIL)
STICKY 2.3	BLACK / BLACK	STANDARD	52g	ROUND	0.600	TEXTURED	IOMIC	\$12

PUTTER GRIPS



SUPERSTROKE



MODEL	COLOR	SIZE	WEIGHT	TYPE	BUTT SIZE	FEEL	LOGO	UPCHARGE (RETAIL)
PISTOL GTR 1.0	NAVY / COPPER	MIDSIZE	83g	PUTTER	0.580	TEXTURED / SOFT	SUPERSTROKE	\$0
PISTOL GTR 1.0	BLACK / COPPER	MIDSIZE	83g	PUTTER	0.580	TEXTURED / SOFT	SUPERSTROKE	\$0
PISTOL 1.0 GT RUBBER	BLACK / RED / WHITE	MIDSIZE	83g	PUTTER	0.580	TEXTURED / SOFT	SUPERSTROKE	\$20.00
PISTOL GTR 1.0	RED / BLACK	MIDSIZE	83g	PUTTER	0.580	TEXTURED / SOFT	SUPERSTROKE	\$0
PISTOL GTR 2.0	BLACK / WHITE	OVERSIZE	51g	PUTTER	0.580	TEXTURED / SOFT	SUPERSTROKE	\$20.00
PISTOL GTR 1.0	WHITE / RED	MIDSIZE	83g	PUTTER	0.580	TEXTURED / SOFT	SUPERSTROKE	\$0
FLATSO 1.0	BLACK / WHITE	STANDARD	85g	PUTTER	0.580	TEXTURED / SOFT	SUPERSTROKE	\$20.00



MODEL	COLOR	SIZE	WEIGHT	TYPE	BUTT SIZE	FEEL	LOGO	UPCHARGE (RETAIL)
PISTOL GTR 1.0	SILVER / BLACK	MIDSIZE	83g	PUTTER	0.580	TEXTURED / SOFT	SUPERSTROKE	\$20.00
PISTOL GTR 1.0	PINK / BLACK	MIDSIZE	83g	PUTTER	0.580	TEXTURED / SOFT	SUPERSTROKE	\$20.00
PISTOL GTR 1.0	BLUE / SILVER	MIDSIZE	83g	PUTTER	0.580	TEXTURED / SOFT	SUPERSTROKE	\$20.00
PISTOL GTR 1.0	GREEN / SILVER	MIDSIZE	83g	PUTTER	0.580	TEXTURED / SOFT	SUPERSTROKE	\$20.00
PISTOL GTR 1.0	BLACK / SILVER	MIDSIZE	83g	PUTTER	0.580	TEXTURED / SOFT	SUPERSTROKE	\$20.00
PISTOL GTR 1.0	WHITE / SILVER	MIDSIZE	83g	PUTTER	0.580	TEXTURED / SOFT	SUPERSTROKE	\$20.00
PISTOL GTR 1.0	PURPLE / SILVER	MIDSIZE	83g	PUTTER	0.580	TEXTURED / SOFT	SUPERSTROKE	\$20.00



MODEL	COLOR	SIZE	WEIGHT	TYPE	BUTT SIZE	FEEL	LOGO	UPCHARGE (RETAIL)
MID SLIM 2.0 SMART GRIP*	WHITE / YELLOW	OVERSIZE	117g	PUTTER	0.580	TEXTURED / SOFT	SUPERSTROKE	\$100.00

* Available in Custom 9/20



INCLUDES A BLAST MOTION SENSOR AS FEATURED IN SPIDER INTERACTIVE

PUTTER GRIPS



GOLF PRIDE



MODEL	COLOR	SIZE	WEIGHT	TYPE	BUTT SIZE	FEEL	LOGO	UPCHARGE (RETAIL)
TOUR SNSR CONTOUR	RED / BLACK	MIDSIZE	90g	PUTTER	0.580	TEXTURED / SOFT	GOLF PRIDE	\$20.00
TOUR SNSR STRAIGHT	BLUE / BLACK	MIDSIZE	90g	PUTTER	0.580	TEXTURED / SOFT	GOLF PRIDE	\$20.00

LAMKIN



MODEL	COLOR	SIZE	WEIGHT	TYPE	BUTT SIZE	FEEL	LOGO	UPCHARGE (RETAIL)
DEEP-ETCHED	BLACK	STANDARD	81g	PUTTER	0.580	TEXTURED	LAMKIN	\$9.00
DEEP-ETCHED CORD	BLACK / WHITE	STANDARD	85g	PUTTER	0.580	CORD	LAMKIN	\$9.00

WINN



MODEL	COLOR	SIZE	WEIGHT	TYPE	BUTT SIZE	FEEL	LOGO	UPCHARGE (RETAIL)
WINN AVS	BLACK	MIDSIZE	52g	PUTTER	0.580	TEXTURED / SOFT	TAYLORMADE	\$0
WINN SPIDER	BLACK / RED	STANDARD	52g	PUTTER	0.580	TEXTURED / SOFT	TAYLORMADE	\$0

IOMIC



MODEL	COLOR	SIZE	WEIGHT	TYPE	BUTT SIZE	FEEL	LOGO	UPCHARGE (RETAIL)
STICKY PUTTER	RED	STANDARD	62g	PUTTER	0.580	SOFT	IOMIC	\$11.00